



Ministry of Science and Higher Education
of the Republic of Kazakhstan

Kazakhstan.
The Bologna process.
The key indicators.

2010 -
2022



CONTENT

Outbound student mobility	3
Inbound student mobility	4
International specialists attracted to Kazakhstan HEIs	5
Foreign top managers attracted to Kazakhstan HEIs	6
Joint and Double Diploma educational programs	7
International agreements and projects	8
International students by region	9 - 10
International students in Kazakhstan by region	11 - 12
Implementation of three languages learning program	13
Social responsibility of HEIs	14
Massive open online courses	15
External quality assurance	16
Recognition and nostrification	17



OUTBOUND STUDENT MOBILITY (NUMBER OF STUDENTS)



Europe (12645)



Asia (3052)



CIS (7639)




USA (437)



■ Budget

■ Extra budget

INBOUND STUDENT MOBILITY (NUMBER OF STUDENTS)



1 half of the year

2012 - 2022 (1 half of the year)

INTERNATIONAL SPECIALISTS ATTRACTED TO KAZAKHSTAN HEIs



Europe (4069)



USA (958)



CIS (3245)



Asia (1018)



Others (742)

1349



1761



765



842



270



305



2012

2013

2014

2015

2016

2017

2018

2019

2020

2021

2022

1669



992



688



716



714



2016 - 2019

FOREIGN TOP MANAGERS ATTRACTED TO KAZAKHSTAN HEIs



Europe (62)



USA (10)



Asia (12)



CIS (1)



Others (7)

2019
2018
2017
2016



22



33



26



11

JOINT AND DOUBLE DIPLOMA EDUCATIONAL PROGRAMS



Europe (885)



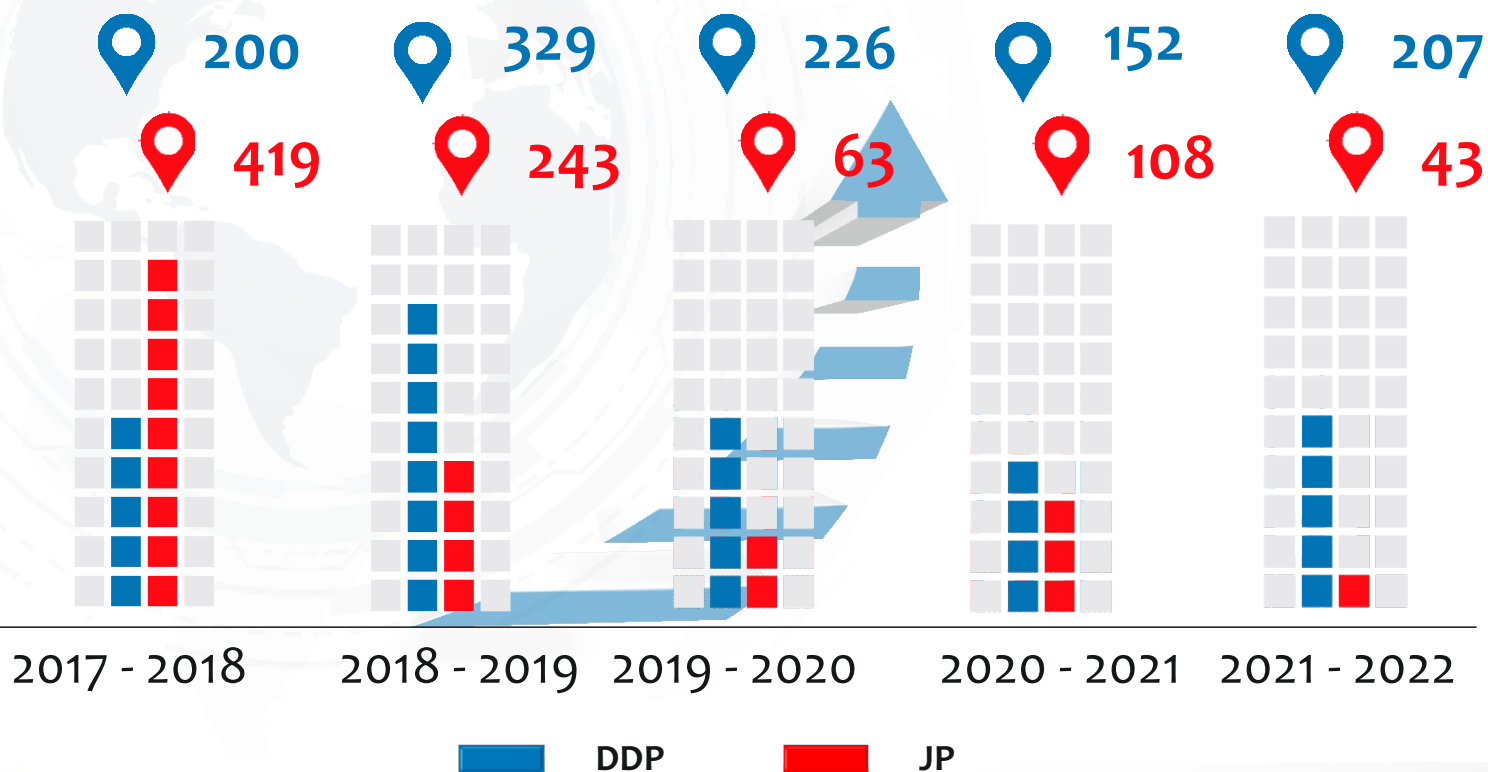
Asia (59)



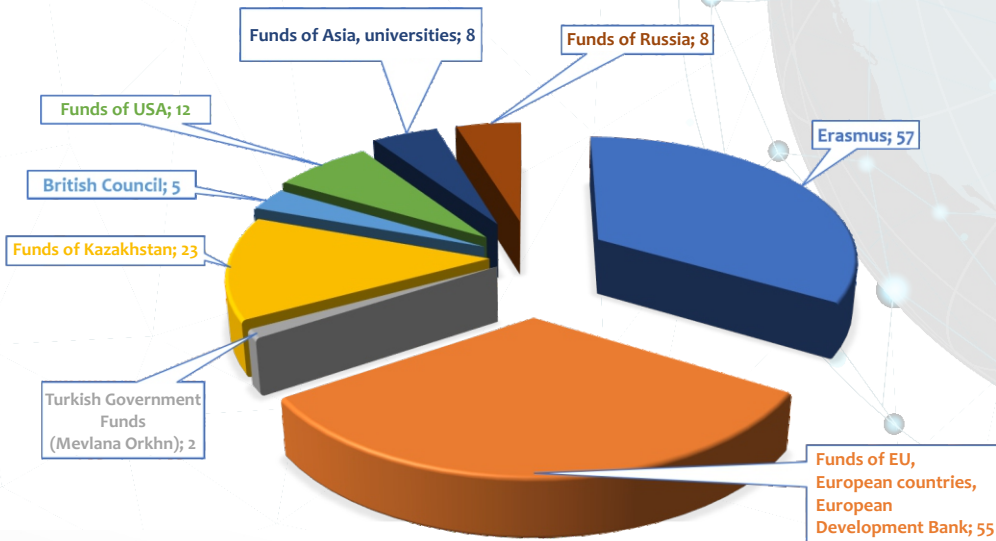
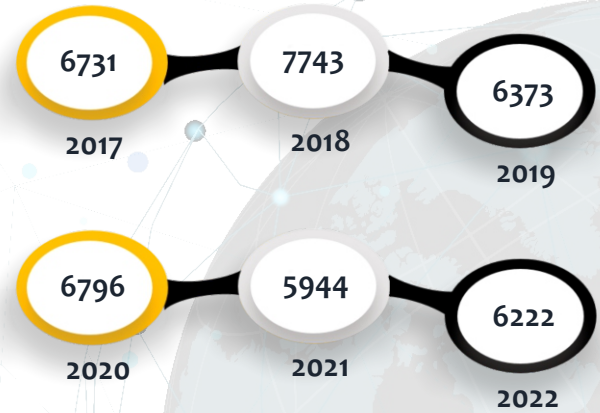
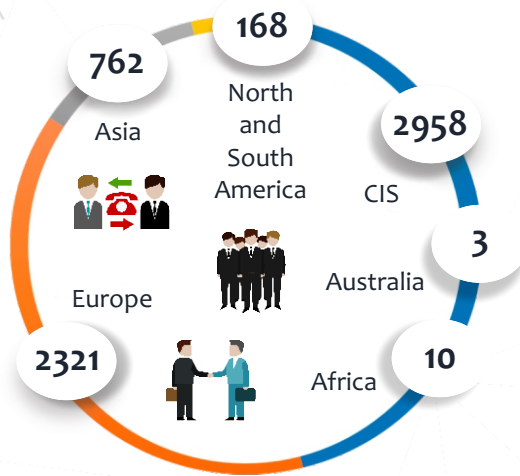
CIS (780)



USA (509)



THE INTERNATIONAL AGREEMENTS AND PROJECTS



THE INTERNATIONAL STUDENTS BY REGION

Asia 11952

Afghanistan	386
Bangladesh	3
Vietnam	5
India	7358
Indonesia	8
China	1076
Maldives	1
Mongolia	1277
Pakistan	1544
Turkey	252
Philippines	8
Sri Lanka	1
South Korea	32
Japan	1

Africa 85

Benin	1
Ghana	3
Egypt	47
Cameroon	1
Kenya	2
Congo	1
Liberia	1
Libya	1
Niger	1
Nigeria	22
Somalia	2
Sudan	1
Tanzania	2

CIS countries 15121

Azerbaijan	101
Armenia	10
Belarus	10
Kyrgyzstan	731
Moldova	3
Russia	1207
Tajikistan	356
Turkmenistan	1633
Uzbekistan	11070

America 30

Brazil	1
Venezuela	1
Canada	3
Colombia	1
Samoa	1
USA	23

Europe 104

Austria	2
Bulgaria	2
United Kingdom	4
Hungary	1
Germany	25
Georgia	19
Ireland	1
Iceland	1
Spain	2
Italy	3
Netherlands	1
Poland	4
Slovakia	1
Ukraine	36
France	1
Estonia	1

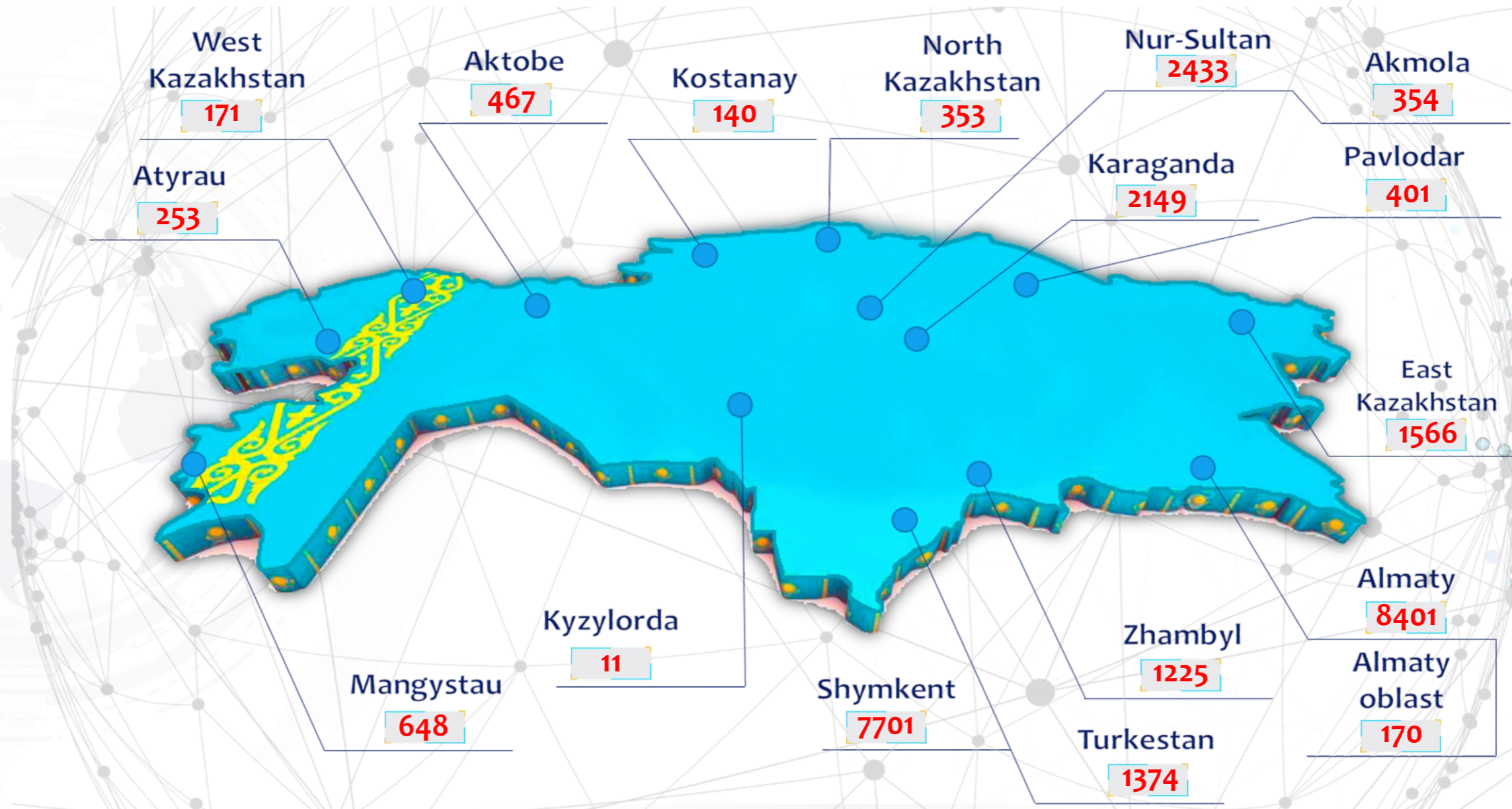
Middle East 520

Israel	4
Jordan	437
Iraq	6
Iran	28
Yemen	4
UAE	7
Oman	1
Palestine	8
Saudi Arabia	2
Syria	23

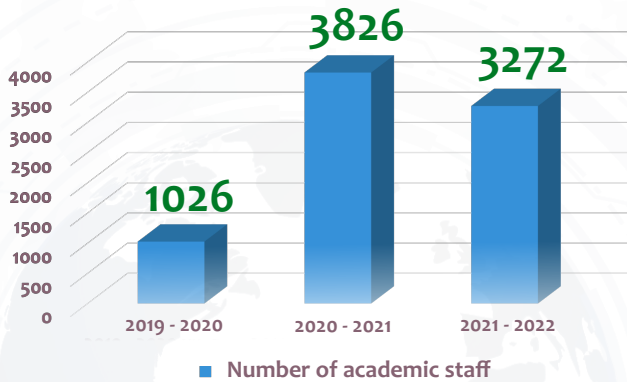


The international students in Kazakhstan
2022 - **27817** persons

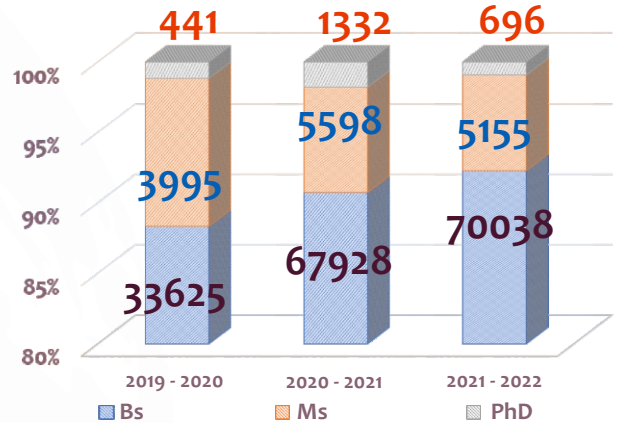
THE INTERNATIONAL STUDENTS IN KAZAKHSTAN BY REGION



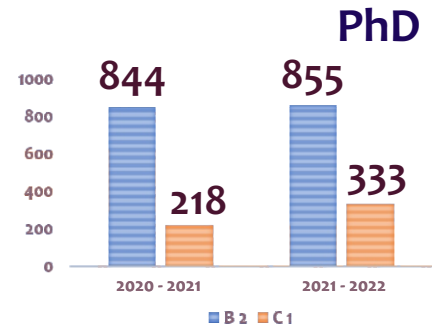
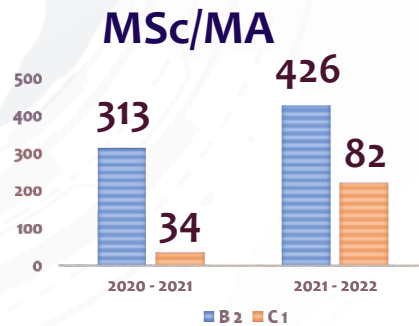
IMPLEMENTATION OF THREE LANGUAGES LEARNING PROGRAM



Academic staff's Language competence (IELTS, TOEFL)



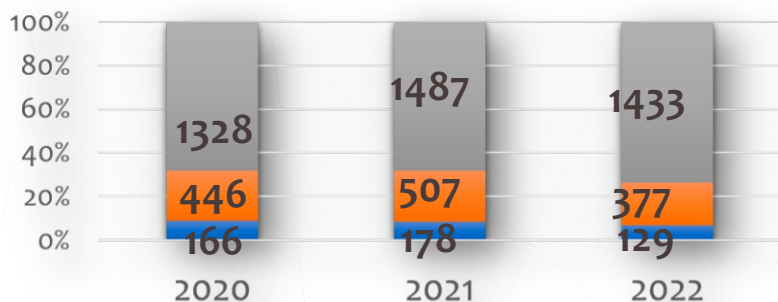
The contingent of students in three languages by level of education



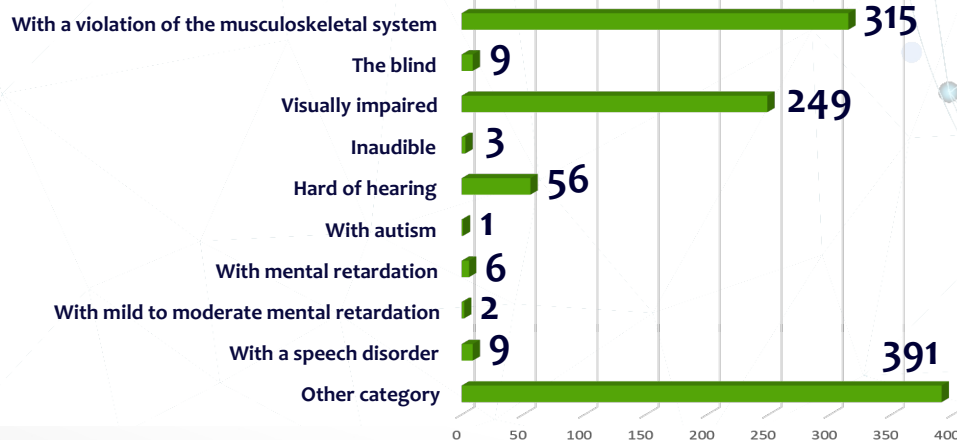
The number of academic staff, BSc, MSc, PhD in the context of English language proficiency levels, in accordance with the CEFR classification

SOCIAL RESPONSIBILITY OF HEIs

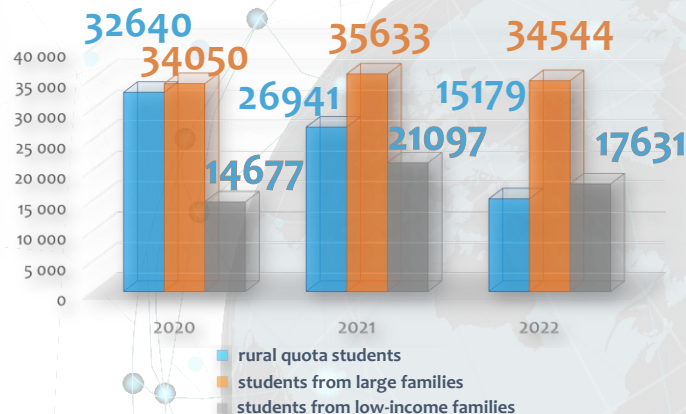
Dynamics of the number of students with disabilities, 2020-2022



- 1st group of people with disabilities
- 2nd group of people with disabilities²
- 3rd group of people with disabilities³

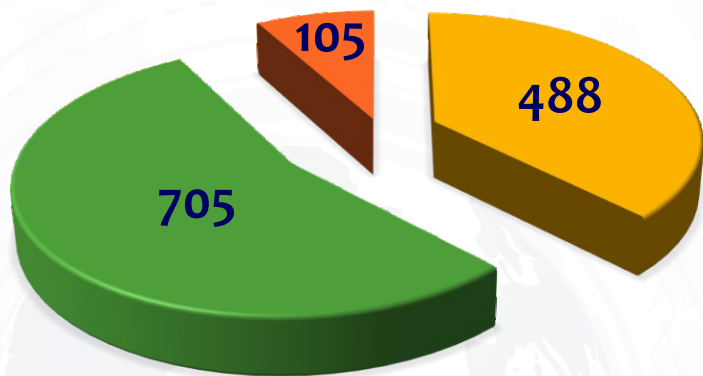


Dynamics of the number of students from socially vulnerable categories of the population, 2020-2022.



Number of students with special educational needs by category 2022

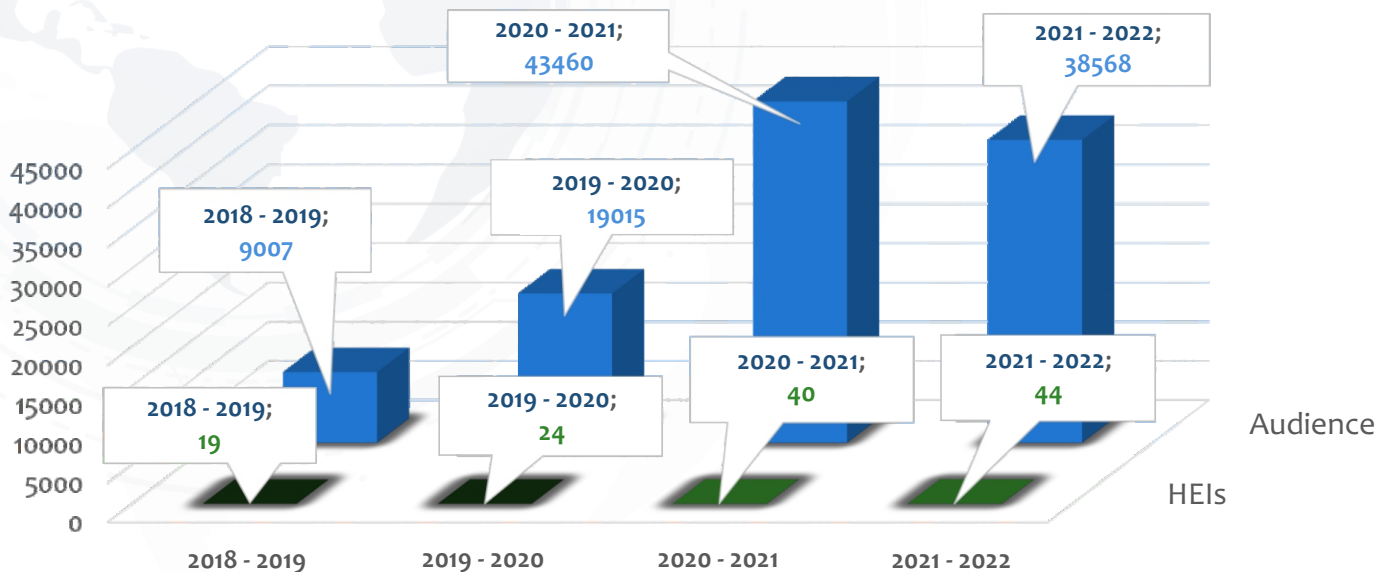
MASSIVE OPEN ONLINE COURSES



The number of MOOCs in the context of learning languages

- In Kazakh
- In Russian
- In English

MOOC: number of universities and trainees



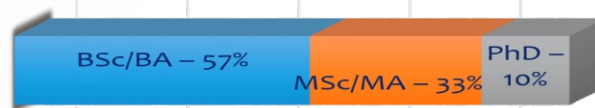
EXTERNAL QUALITY ASSURANCE OF EDUCATION

Accredited educational programs in the context of accreditation bodies

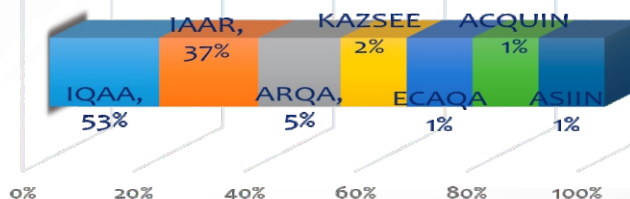
Nº	Name of the accreditation body	BSc/BA	MSc/MA	PhD	Total	% of the total amount
1	Non-profit institution "Independent Agency of Accreditation and Rating" (IAAR)	1043	643	216	1902	40,90322581
2	FIBAA - Foundaon for Internaonal Business Administraon Accreditaon	35	29	13	77	1,655913978
3	Non-governmental institution "Independent Agency for Quality Assurance in Education" (IQAA)	931	490	133	1554	33,41935484
4	Agency for Accreditation of Educational Programs in Engineering, Computer Science, Natural Sciences and Mathematics (ASIIN)	35	29	4	68	1,462365591
5	Council for Accreditation of Engineering and Technology Programs (ABET)	3	0	0	3	0,064516129
6	Kazakhstan Association of Modern (Elite) Education (KAZSEE)	144	130	62	336	7,225806452
7	Independent Agency for Accreditation and Examination of the Quality of Education, (ARQA)	121	92	21	234	5,032258065
8	MusiQuE - Music Quality Enhancement	27	22	10	59	1,268817204
9	Non-profit institution "Eurasian Center for Accreditation and Quality Assurance of Education and Healthcare", (ECAQA)	12	46	5	63	1,35483871
10	Non-profit institution "Independent Kazakhstan Accreditation Center"	54	18	1	73	1,569892473
11	Accreditation, Certification and Quality Assurance Institute – ACQUIN	129	100	45	274	5,892473118
12	Council for Accreditation of Business Schools and Programs, (ACBSP)	2	5	0	7	0,150537634
TOTAL:		2536	1604	510	4650	100

The share of accredited educational programs by levels of education and universities in the context of accreditation bodies

Specialized accreditation



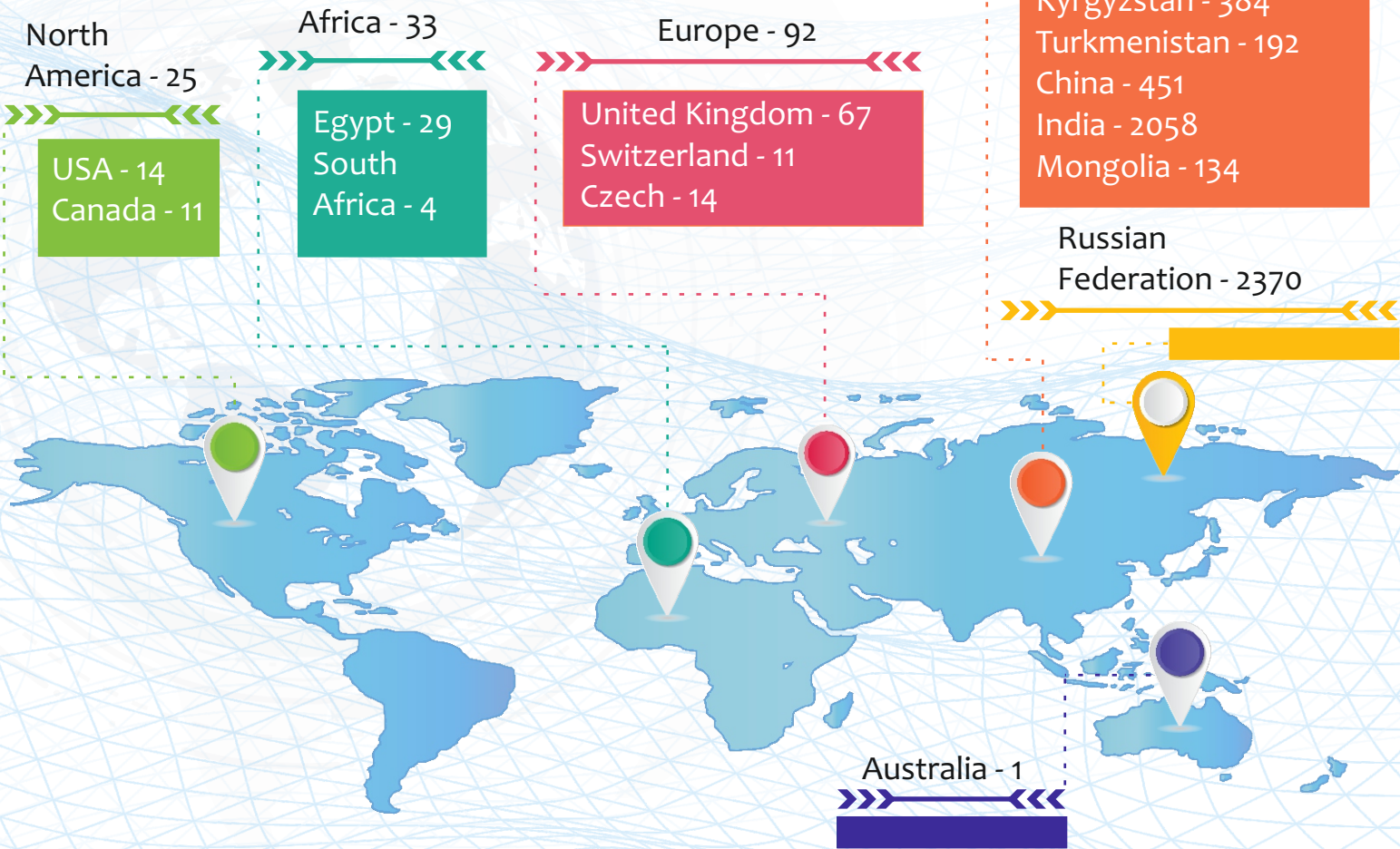
Institutional accreditation



2022 (1 half of the year)

RECOGNITION AND NOSTRIFICATION OF FOREIGN EDUCATION DOCUMENTS

Statistics by region and countries





www.enic-kazakhstan.edu.kz

+7 7172 287 526
cbpiam@n-k.kz

Bologna process and academic mobility center
Ministry of Education and Science of the Republic of Kazakhstan